



Perth NRM

Building Community Capacity

Ingrid Sieler, Stakeholder Engagement Manager

ingrid.siel@perthnrm.com

Raphaella Raaber, Community Engagement Project Officer

July 2021



Australian Government

Department of Agriculture,
Water and the Environment



natural resource
management program



Community Capacity Program Objectives

Assist community volunteers to improve NRM outcomes.

To assist local government staff in helping/directing and guiding volunteer contributions in NRM.

To facilitate better NRM outcomes in the Perth region.





Community Engagement Program – Overview

- Perth NRM supports community capacity building projects to assist environmental groups and individuals take an active role in caring for the environment, increasing their knowledge and skills and advocating for our natural resources.
- Projects include
 - [Community Capacity Assessments](#)
 - [Six Season Walks](#)
 - [Corporate Volunteering](#)
 - [Events](#)
- Information – [newsletters](#), [social media](#)

Surveys, assessments and reports - national & state

2013_ Multiple Benefits Of Landcare And Natural Resource Management

2016_ Evaluating the Outcomes of Community Participation in NRM

2019_ 17th National NRM Knowledge Conference
Creating resilience through NRM -how do we do it?

2019_ State of Landcare Survey

2021_ Building resilience in local communities: The wellbeing benefits of participating in Landcare

2021_ WA Landcare Network Survey





Understanding Community Capacity

Regular assessments of community capacity provide insight into

- how environmental volunteer groups are organised
- how they are funded and supported
- their partnerships
- time spent undertaking on ground and administrative tasks
- personal motivations of volunteers





Community Capacity Assessment first developed in 2013

- Framework of capitals
- human (skills & knowledge)
- social (networks & relationships)
- financial (money & assets) and
- organisational (institutionalised knowledge)
- Quantitative and qualitative questions



Community Capacity Assessment
Feb 2014

119 individuals from 106 groups

October 2014

125 individuals from 77 Groups

October 2015

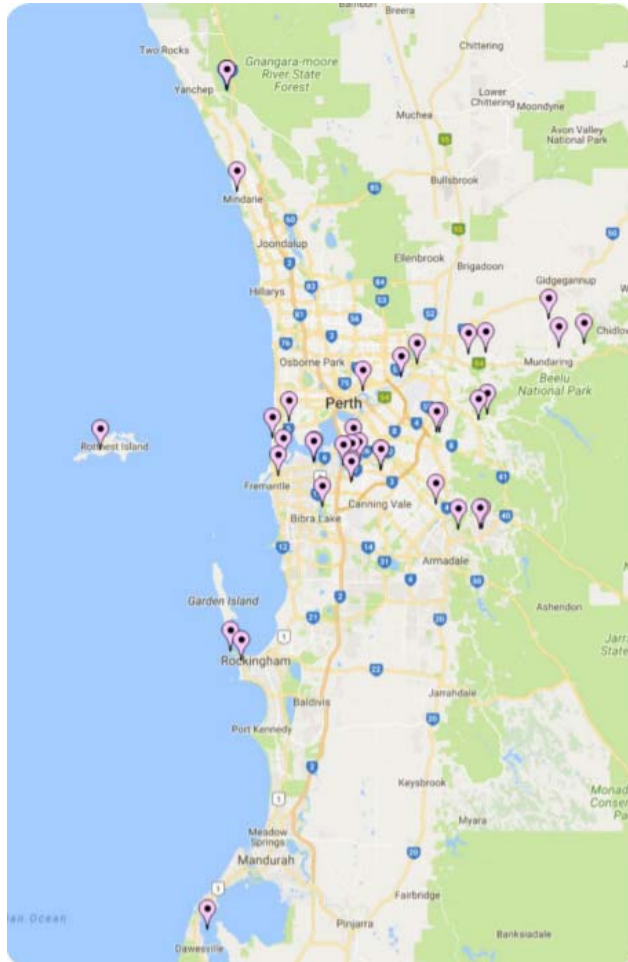
54 individuals from 45 groups

October 2016

81 individuals from 61 groups

October 2017

110 individuals from 68 groups

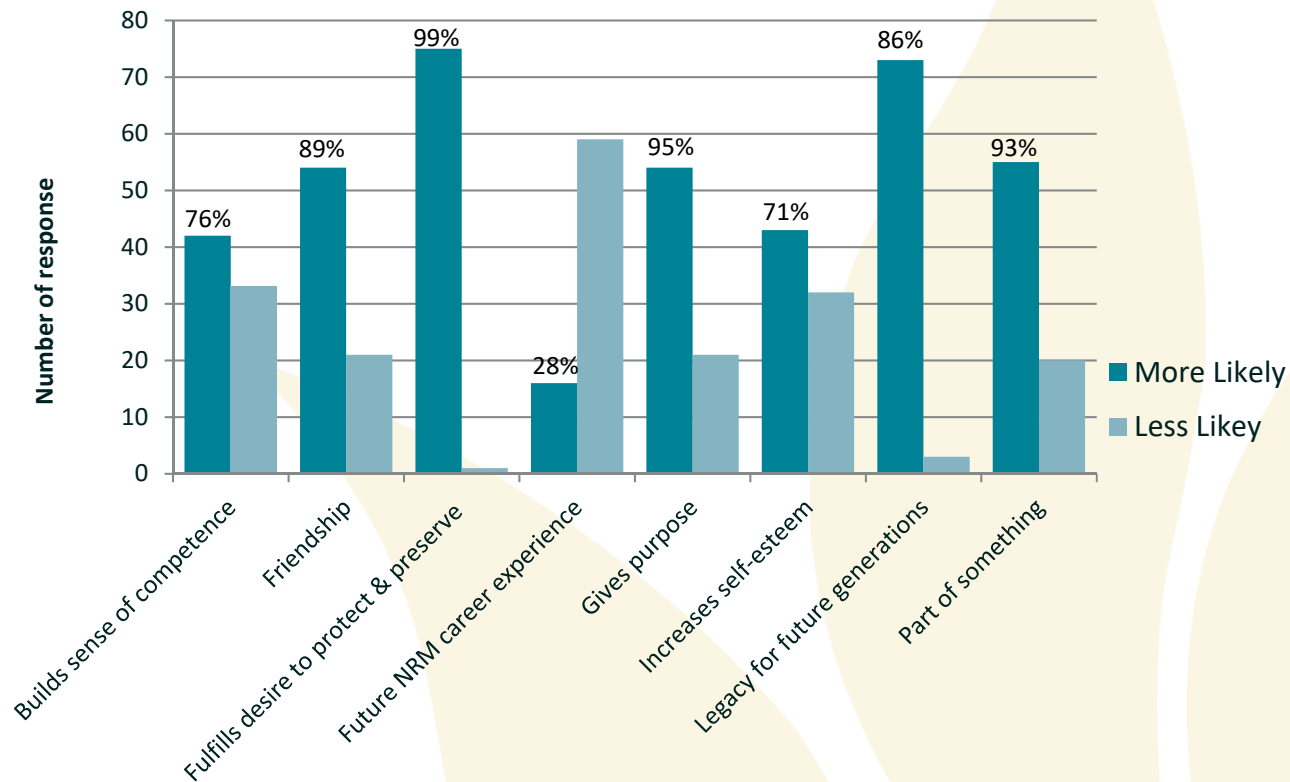


Understanding Community Capacity

About 2017 participants

- Over 65.5% of respondents had a leadership role
- Ratio of women to men (2:1)
- 62% of respondents are 60+
- 44% work in natural areas ≤ 10 km from home
- 30 local government authorities, representing 58 natural areas
- 26 different DBCA parks and reserves
- Cover areas from 1.0 ha to 2,600 ha

What motivates you to volunteer?



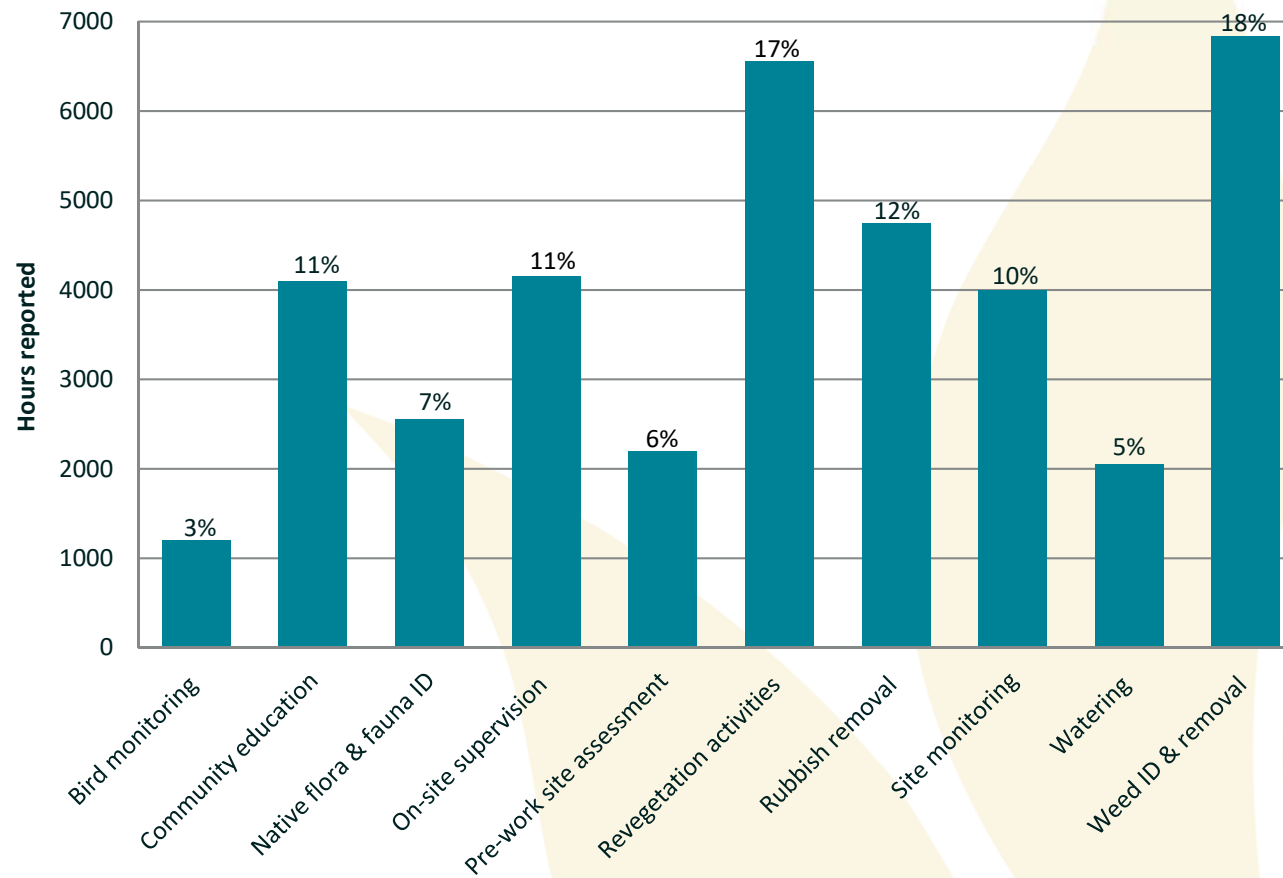


Groups' Attitudes to NRM

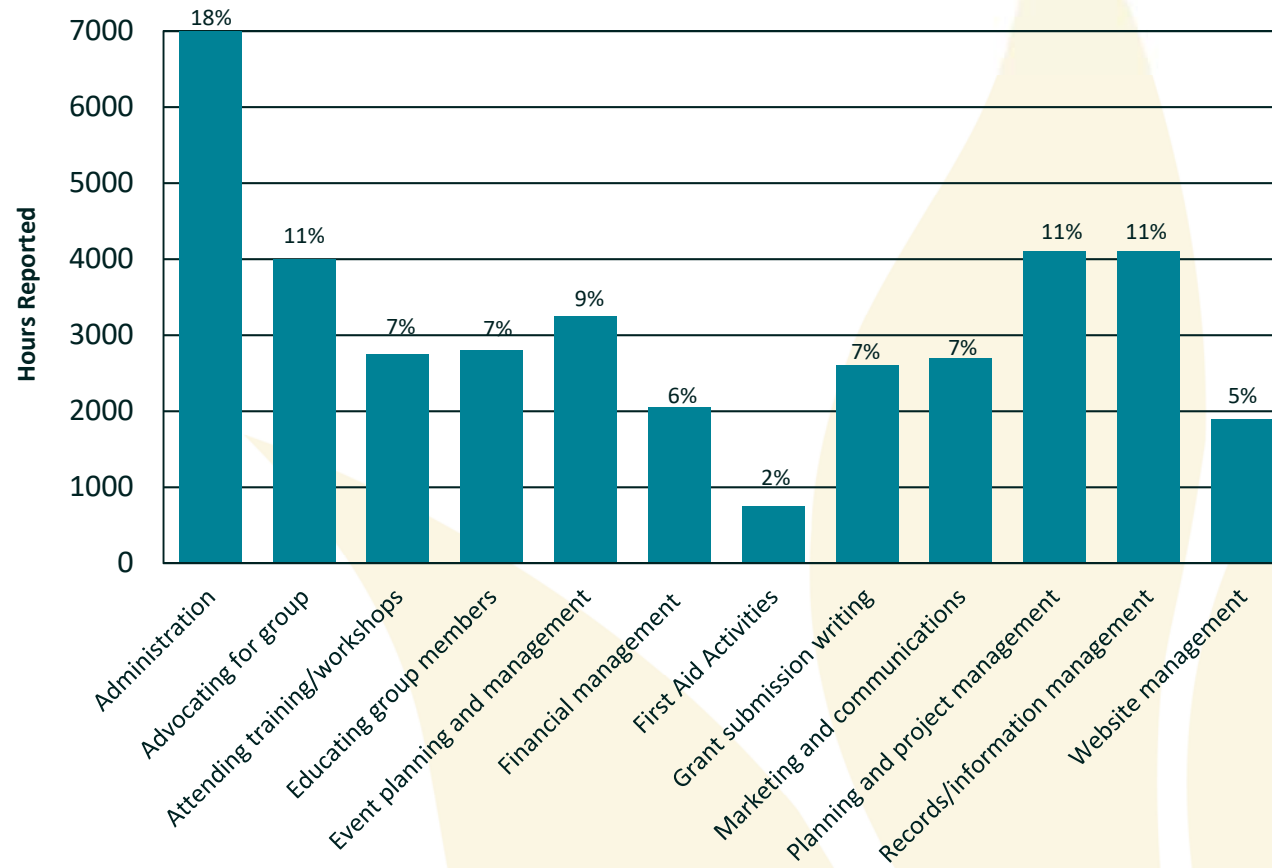
High level of agreement within environmental groups

| STATEMENT OF GROUP ATTITUDES TO NRM | MEAN SCORE | | |
|---|------------|------|------|
| | 2017 | 2016 | 2015 |
| All members of my group | | | |
| Believe in the cause of NRM | 4.3 | 4.4 | 4.2 |
| Agree on NRM priorities for the area | 3.9 | 3.7 | 3.6 |
| Agree on how NRM activities should be conducted | 3.7 | 3.5 | 3.6 |

Time spent on on-ground activities



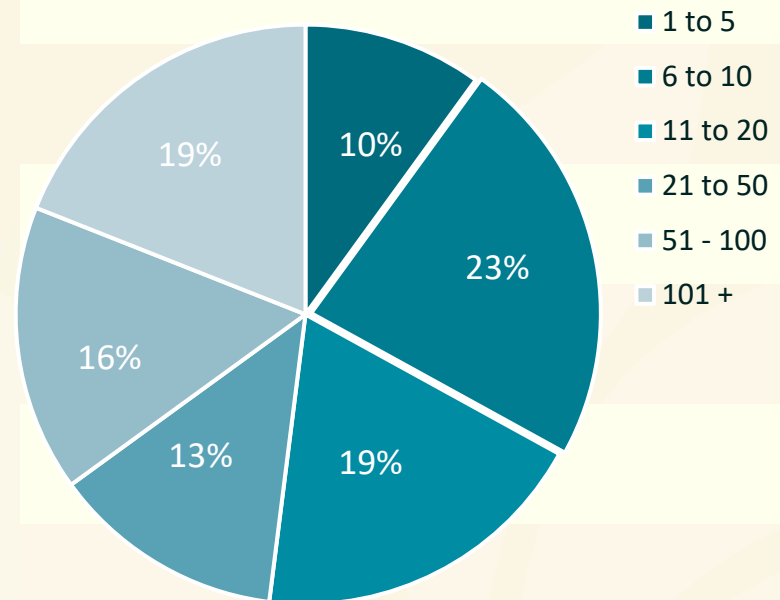
Time spent on support activities?



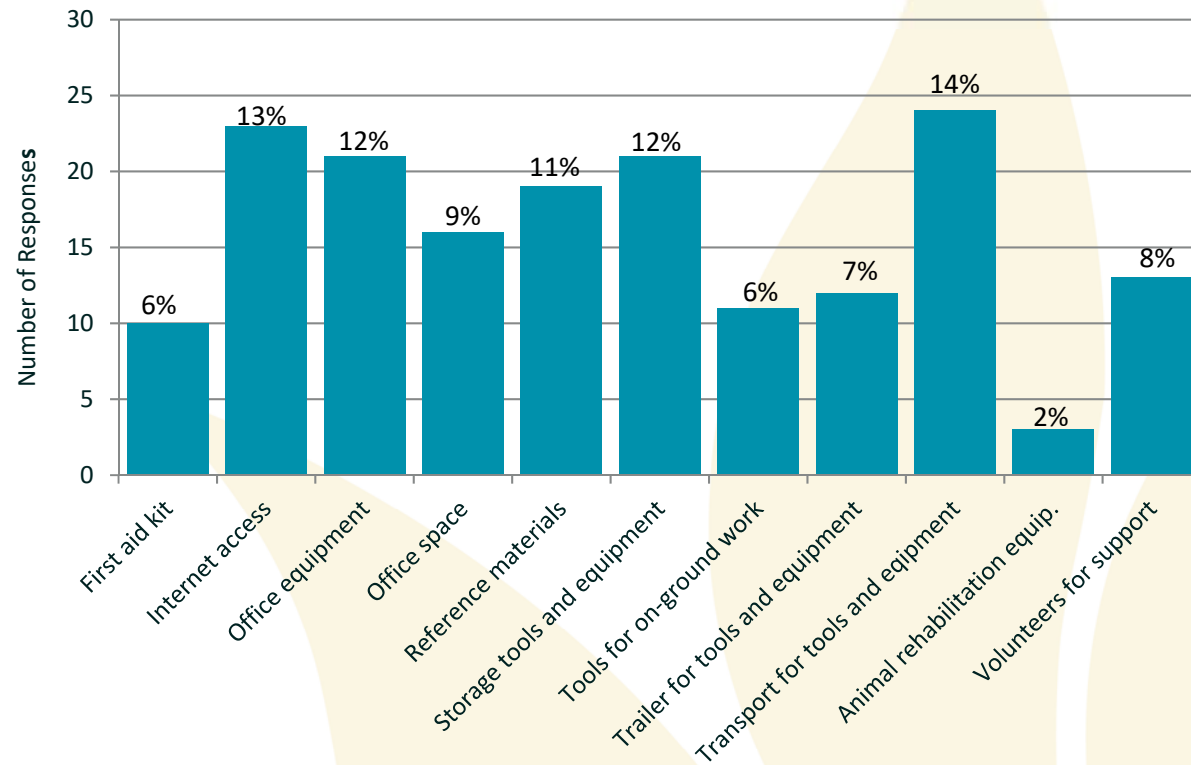


Organisational Capacity

Size of Group



Access to Assets



*Assets owned by the group n=31



Organisational Capital

- 66% of LGAs in Swan Region represented
- Most groups < 10 volunteers
- 55% of groups incorporated
- 90% of groups had public liability insurance



Relationships with the managing body



 Friends of Booragoon & Blue Gum Lakes
March 11 · 🌐

Join us and the local scout group on Saturday 19th March at 9am for a morning of planting sedges at Booragoon Lake. Please bring your own gardening gloves, water bottle and a plate of morning tea to share. Meet near the boardwalk on Aldridge Rd - hope you can make it!

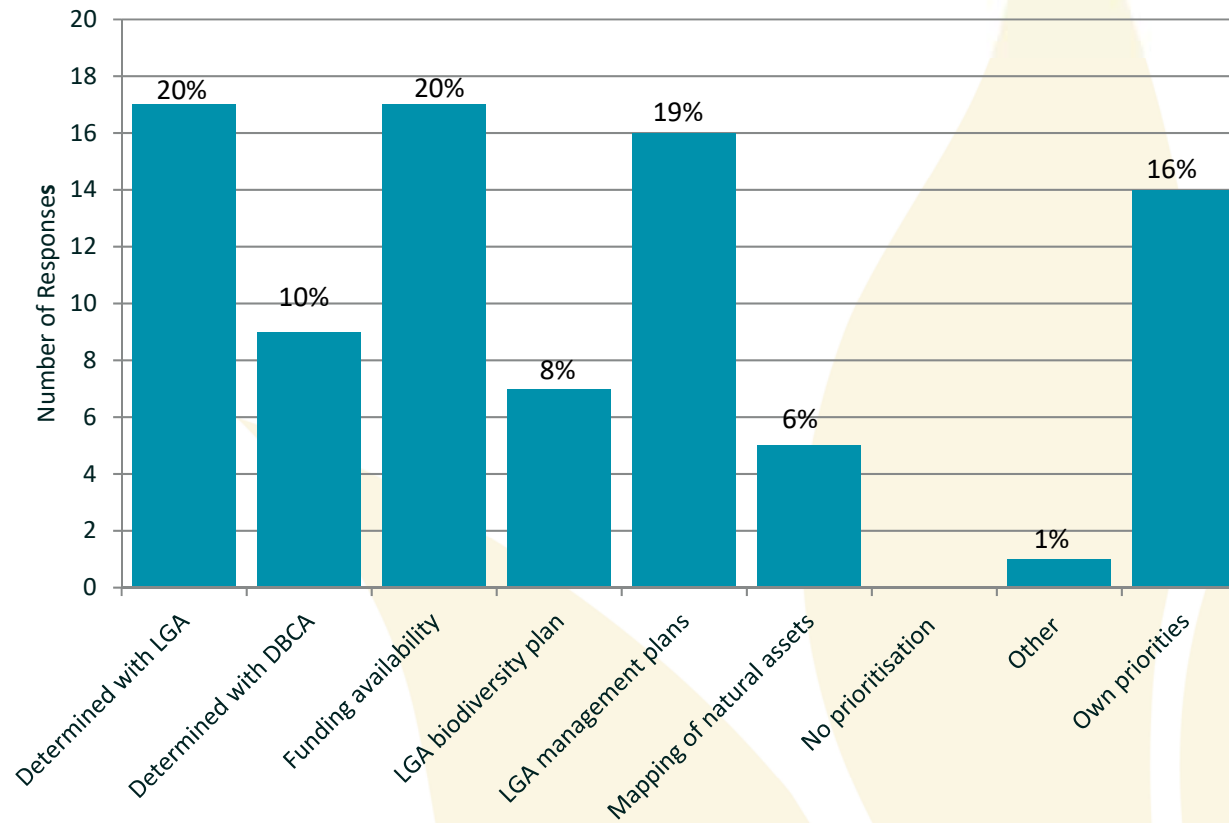


Positive partnerships – 70% reported effective or extremely effective relationships with their managing body

Managing bodies support their volunteers by


- Undertaking on-ground work together (87%)
- Collaborating with groups in on-site surveys (63%)
- Providing funds for environmental works (64%)
- Providing funding for tools and equipment (63%)
- Providing environmental management training (32%)
- Involving groups in strategic planning (55%)

Prioritisation of NRM Projects





Collection and sharing of information



Information shared

Local Government – 54%; State Government – 11%; Other organisations – 34%

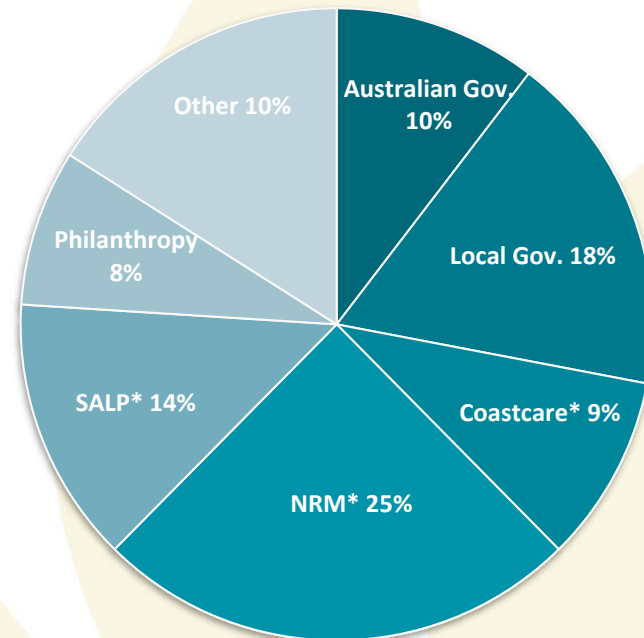
Financial Capital

Viability and Income

| | PERCENTAGE | | |
|--------------------------|------------|----|----|
| VIABILITY | YES | NO | ? |
| Regular, reliable income | 47 | 53 | 0 |
| In-kind or corporate | 52 | 48 | 0 |
| Grant funds | 80 | 20 | 0 |
| Other | 10 | NA | NA |



INCOME SOURCES – GRANTS



**Considerable proportion of grant type from State Government*

Summary of Capacity Gaps Identified

| Human Capital | Organisational Capital |
|---|---|
| Native wildlife management | Risk assessment and management procedures |
| Pest animal control (baiting & trapping) | Orientation and training for new volunteers |
| Management of aquatic ecosystems | Record keeping of equipment |
| Soil monitoring | Documented policies and procedures |
| Identification of dieback | Aboriginal engagement |
| Financial Capital | |
| Administrative support (office space, books, equipment, software, internet) | |
| Tools and equipment for on-ground | |
| Financial certainty | |





Community Capacity Assessment (CCA) 2021

Aims

- Tell the story of NRM groups and volunteers
- Make NRM groups' and volunteers' work, efforts, impact and gaps visible
- Inform local government and other stakeholders about gaps and strengths
- Outline the bright spots
- Provide case studies
- Gather suggestions from NRM volunteers, groups and stakeholders
- Develop plans and strategies for the future of NRM in the Perth Region



Bright Spots

Identified in 2021 Interviews for CCA

Yearly meeting with local government and land managers on site to commonly agree on steps taken

Environmental group has input into Management Plan

Group trained a volunteer who then set up an ABN and is now contracted for specialized weeding in crucial and complicated areas

Support for grant writing through an umbrella group

Using sport clubs (or surf life-saving clubs for coastal groups) as partners to help with communication as they often have a wide network including people from various socio-economic and cultural backgrounds

.....



Online survey

<https://www.trybooking.com/BSGRR>





Level 2, 161 Great Eastern Highway, Belmont WA 6104
PO Box 59, Belmont, WA 6984
(08) 9374 3333

www.perthnrm.com

For all general enquiries: enquiries@perthnrm.com
For community related enquiries: community@perthnrm.com

